

# SALZBURG GUIDE

For International Students



# International Students Guide

University of Salzburg – Data Science (Master's)

We, as student's representatives, want to welcome you to the University of Salzburg! We compiled this document to condense all important information on starting your studies here. You can, for example, find information on the program structure and how to sign in for lectures and exams. If you have any questions on how studying in Salzburg works, this document should be able to help you out.

If you still have questions about things that are not answered here, please do not hesitate to contact us, the StV! This email address is the best option to contact us: [stv.datacience@oeh-salzburg.at](mailto:stv.datacience@oeh-salzburg.at)

Additionally, we also have a WhatsApp group with other master students for you to join if you want. In this group you will also find our private telephone numbers to contact us directly, or you can also ask your questions to the group:

<https://chat.whatsapp.com/EZMeF7FgAkuDdGGz9SH18p>

Best greetings and looking forward to meeting you in person!

Ananiya, Gian, Erik, Sophia, Ju, Pia, Anush, Connor, Bonny, Urmi, Priyanka, Sasha and Mohammad from the StV

# Contents

<b>1 Study</b>	<b>4</b>
1.1 Semester dates . . . . .	4
1.2 The program structure . . . . .	4
1.3 Types of classes . . . . .	7
1.4 Registering for classes . . . . .	7
1.5 Registering for Exams . . . . .	9
1.6 Lecture exams . . . . .	11
<b>2 Admission requirement exams</b>	<b>11</b>
<b>3 Study completion: Master thesis and exam</b>	<b>11</b>
3.1 Master thesis . . . . .	11
3.2 Master exam . . . . .	13
<b>4 Moving</b>	<b>13</b>
4.1 Accommodation ideas . . . . .	13
4.1.1 Student dorms . . . . .	13
4.1.2 Shared flat (WG) . . . . .	13
4.1.3 Studio / single apartment . . . . .	14
4.2 Electric / Heating / WiFi / Water / Phone . . . . .	14
4.3 Where to get furniture / household items . . . . .	16
4.4 Where to get food (supermarkets and tips) . . . . .	16
<b>5 Finances in Austria</b>	<b>17</b>
5.1 Payment options . . . . .	17
5.2 Banking options . . . . .	17
5.3 Job options . . . . .	17
5.4 Scholarships / financial support . . . . .	17
<b>6 Official formalities: Meldezettel, government, insurance</b>	<b>18</b>
6.1 Meldezettel (residence registration) . . . . .	18
6.2 Insurance . . . . .	18
<b>7 General day-to-day life</b>	<b>18</b>

7.1	Student recommendations on favorite spots . . . . .	19
7.2	Travel and discounts (optional notes) . . . . .	19
7.3	Fun and formal StV events . . . . .	19

# 1 Study

## 1.1 Semester dates

Information on when the semester starts and ends can be found here:

- [Important dates and deadlines – Paris Lodron Universität Salzburg](#)

## 1.2 The program structure

Official website of the university regarding the whole master's program:

- <https://datascience.plus.ac.at/>

Regarding the structure it's best to have a look in the curriculum (linked at the official website of the uni):

- <https://www.plus.ac.at/studium/studienangebot/masterstudien/data-science/?lang=en>

In short:

- 12 ECTS points in the **Bridge Module**
- 39 credits in compulsory **core** modules
- 30 credits in **3 out of 7 elective modules** (choose 3)
- 12 credits in **free elective courses** (can be from other recognized tertiary institutions)
- 3 credits for the **Compulsory Internship**
- 20 credits for the **Master's thesis**
- 4 credits for the **Master's exam**
- Total: **120 credits** in **4 semesters**

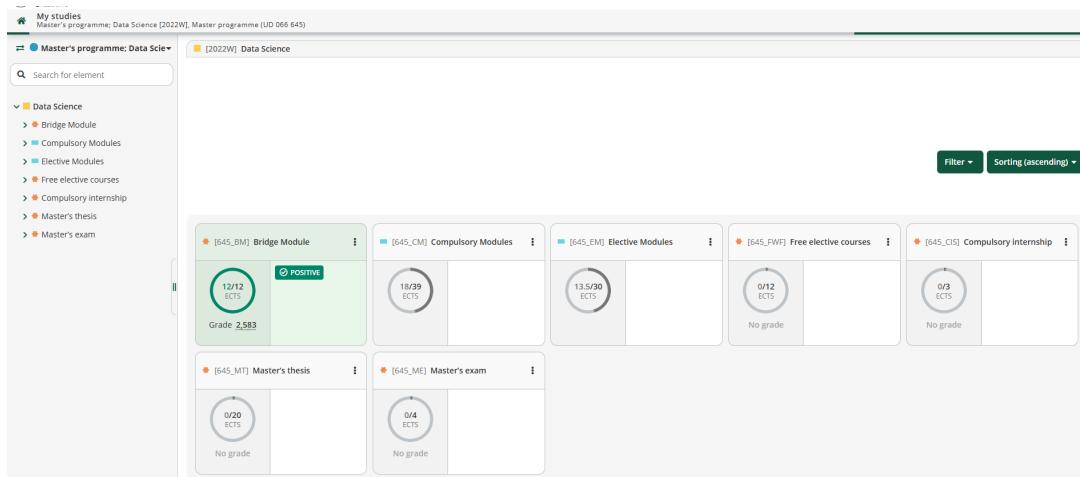
We recommend highly for you to diligently read the curriculum at least once before you start your master's program. This will answer a lot of early questions and will help you plan the entire 4 semesters.

### PLUSonline (platform overview)

PLUSonline is the platform you'll use for everything from selecting courses and accessing your email to signing up for exams and getting your grades:

- [https://online.uni-salzburg.at/plus\\_online/ee/ui/ca2/app/desktop/#/home?\\$ctx=lang=en](https://online.uni-salzburg.at/plus_online/ee/ui/ca2/app/desktop/#/home?$ctx=lang=en)

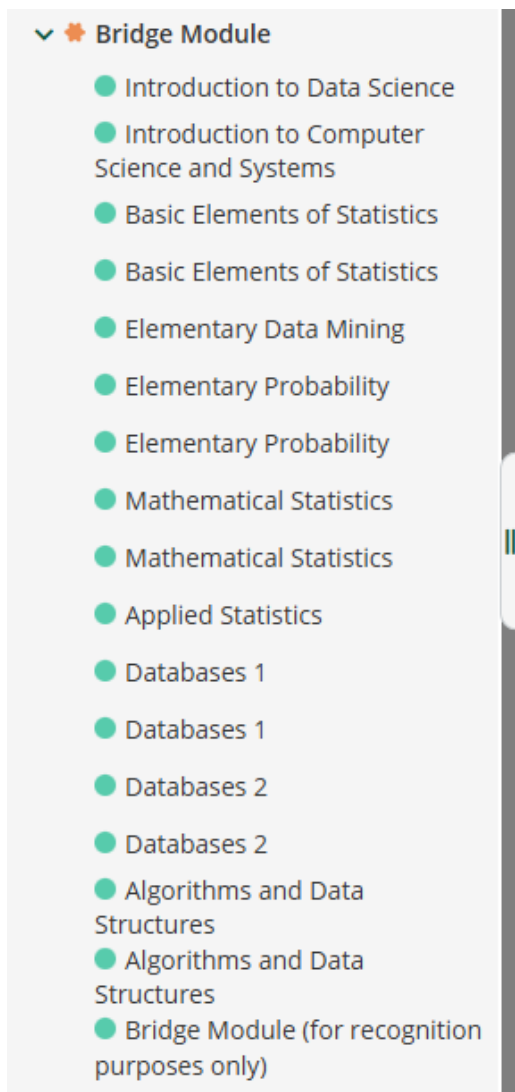
To see your required classes for the master you'll first need to scroll down and select **My studies**. Here you'll see all the available modules.



## Bridge Module (12 ECTS)

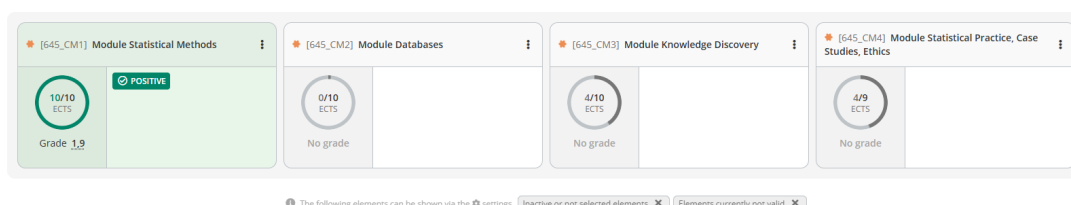
From the first node, the **Bridge Module**, you must choose courses of **12 credits in total**. It would be wise to choose mathematical courses if you have a computer science background, or computer science courses if you have a mathematics background. If none of these apply to you, make sure to strike a balance between the two.

FI you are joining in the winter semester, you will have to take **Introduction to Data Science**, and propose your **course map** (the courses you intend to take to achieve the remaining 11 credits) to the curriculum committee (send an email to Prof. Bathke beforehand).



## Compulsory Modules

The mandatory lectures are found within the node **Compulsory Modules**. You will have to take all courses in modules **CM1 to CM4** for your degree.

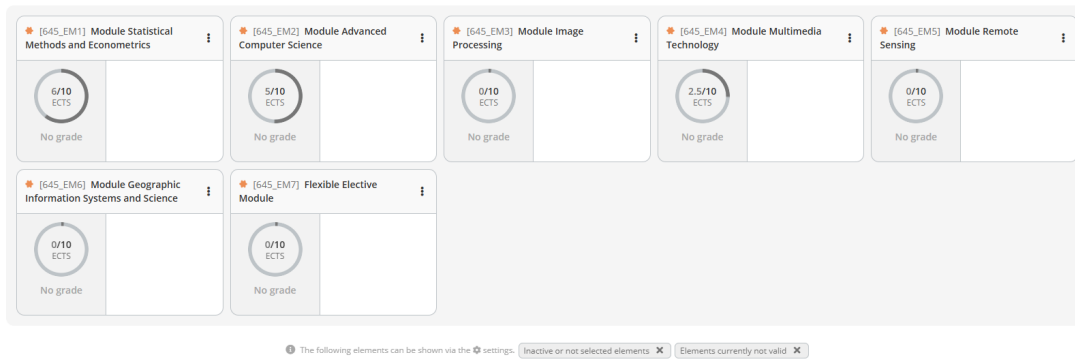


## Elective Modules

In the node **Elective modules** you can choose between **7 modules**. From these 7 modules you need to choose **3**. In each of the modules you need **10 ECTS** (30 credits in total). In each module you can choose between different lectures.

**Important note:** One of the 7 modules (EM7, *Flexible Elective Module*) may consist of

thematically coherent courses of your choice, amounting to at least 10 credits. Your proposed module needs to be submitted to the Data Science curricular committee (Prof. Bathke) for evaluation and possible acceptance **six weeks** ahead of enrollment into the courses, along with a proposed title and course map.



## Free elective courses (12 ECTS)

In **Free elective courses** you need **12 ECTS**. You can choose from all lectures available at the university, even from other departments. There are also language courses available which can be used for these credits.

### 1.3 Types of classes

1. **VO / L:** Normal lecture. Typically written (in rare cases oral) exam in the end. Usually it is not mandatory to visit the lecture.
2. **VU:** Lecture with practical part (e.g., calculations/exercises during the lecture). Usually it is not mandatory to visit the lecture.
3. **UV:** Exercise course with lecture. Usually mandatory attendance; often no exam, just exercises/presentations.
4. **UE / P:** Exercise course. Typically mandatory attendance; often no exam, just exercises/presentations.
5. **SE:** Seminar. Attendance typically mandatory; no exam.
6. **PS:** Proseminar. Mix of practice + discussion/reflection; mandatory attendance.

### 1.4 Registering for classes

The easiest way to register for classes:

- Go to **My Studies**, then select **one of the modules** for example Bridge Module.
- Here you should see a list of courses available in the specific module.

lecture course 405.157 ☆

**L Elementary Probability**

4 SH Bathke, Arne

4 ECTS

🔒 Course open for registration  
**Go to course registration**

---

**2026 S**

**02** Next course session (not group-specific)  
MAR 2026  
08:00 - 11:30 o'clock  
📍 SR T05 (JAK2OG2.07)

- Select "Go to Course Registration"
- make sure Free registration is **Not** selected, if you want the course to count towards bridge module, and then click continue

Degree programme UD 066 645 Masterstudium; Data Science ▼

**Contexts of the curriculum version**

Name	rec. sem.	Credits
2022W Data Science		
645_BM Bridge Module		
<input checked="" type="radio"/> 645_BM1.6 Elementary Probability 2nd semester		4
<input type="radio"/> Free registration		

**Continue** **Close**

- click on Register.

Degree programme: UD 066 645 Master's programme; Data Science  
SPO-Kontext: [645\_BM1.6] Elementary Probability Modify

Group	Degree programme						Participants			
	Re-/de-/register	Grp. requ.	Ex. prereq.	no WL in case of avail. places	only for studies	Ranking system	CP on course	Max.part (Grp.)	max.(plan.)	current par
Standardgruppe	<b>Register</b>							/	/	14


Cancel

**Info**

You will get an email from PLUS confirming your registration for the course.

## Free electives tip

For free electives you can also use **Course directory** on your main page and pick courses across



the university.

If you are non-native German speaking, you can take German courses within these free electives.


Information:

- <https://www.plus.ac.at/language-centre/?lang=en>

## 1.5 Registering for Exams

Steps:

- Go to **Achievements and Examinations** → **(De)Registration for Exams**.



- Select **All exams** (top left) and choose the curriculum **Master's Programme** ...

All Exams    My Exams

Term: All    Curriculum: Master's Programme, Data Science [2 ...]    Organisation: All

Filter by title, number or examiner    Filter (1)    Date (ascending)

Selected Filters: (De)registration possible ✕

COURSE EXAMINATION  
405.120 Numerical Analysis 2023 S

03 10:00  
OCT 2023 Exam venue not defined yet

Registration period 12.09.2023, 00:00 - 01.10.2023, 23:55  
Deregistration until 01.10.2023, 23:55  
Currently registered 2 (max. 100)

Examiner: Schröder, Andreas

Not Registered  
Go to exam registration

- Click **Go to exam registration**.

COURSE EXAMINATION  
405.120 Numerical Analysis 2023 S

03 10:00  
OCT 2023 Exam venue not defined yet

Examiner: Schröder, Andreas  
Organisation [0159] Dept. of Mathematics

Registration period 12.09.2023, 00:00 - 01.10.2023, 23:55  
Deregistration until 01.10.2023, 23:55  
Currently registered 2 (max. 100)  
Exam mode Oral

Choose degree programme \*  
Master's programme: Data Science (UD 066 645)

Studenplankontext wählen \*

REGISTRATION WITHOUT CURRICULUM ELEMENT

FREE REGISTRATION  
In case of a free registration the achievement will not be assigned to a curriculum element.

REGISTRATION WITH CURRICULUM ELEMENT

- Data Science
- Elective Modules
- Flexible Elective Module
- Flexible Elective Module

Back    Register

- Select the appropriate **curriculum context**:
  - For module classes: select the option with the blue dot (curriculum element).
  - For optional/free-choice course: select **Free registration**.
- Finish with **Register**.

## 1.6 Lecture exams

For each exam you have:

- **3 attempts** to pass the written exam, and then
- **1 possible oral examination** (board exam).

Per semester, lecturers are technically required to offer **3 examination dates**. Typical examples:

- **Winter term:** end of Jan/beginning of Feb; another in March; another in April or flexible date.
- **Summer term:** end of June/beginning of July; next in August; last in September/October.

## 2 Admission requirement exams

Depending on the subject of the degree with which you applied for the Data Science program, you may have to take certain courses required for your admission. The same rules apply to these as to standard exams, with the caveat that you will have to have them completed within one year of starting your studies.

Some of the corresponding lectures will be in German, but the lecturers will always find a fair way for you to study for these exams.

It can be quite flexible to set up the dates: some exams will have multiple dates (especially if many people take the course). For some exams, it may be possible to email the professor(s) and set a date/time together for yourself or a small group of people.


## 3 Study completion: Master thesis and exam

Generally, you will need to finish all courses, your thesis, and the master's exam.

### 3.1 Master thesis

To start your master thesis, you first need a supervisor and a topic. Either you choose a topic yourself and find a professor who will supervise you, or you choose a professor and ask them for possible topics (which is usually the easier way to get a topic).

After finding your professor and topic, you must register your thesis in **PAAV** (a platform on PLUSonline). First, you will have to fill in all the information (title, supervisor, ...), and then it must be approved by the dean. After that you can start working on your thesis.



The writing process is entirely your own responsibility. Do not expect your supervisor to check in on you or guide you through it. Be proactive: suggest dates for meetings, ask for feedback, and communicate often.

### Submitting the thesis

After finishing, you upload the thesis onto PAAV. Before uploading the final PDF, you first enter dates of meetings with your supervisor and short notes on what you discussed (not necessarily all meetings, but key ones). Then you upload:

- the thesis as a PDF
- an abstract (note there is a character limit)

After submission, your supervisor starts a plagiarism check. If you cite correctly and write the thesis yourself, this should not be a problem.

### Printing (Printcenter)

Once released for submission, you can print your thesis using the university Printcenter:

- <https://www.plus.ac.at/wirtschaftsabteilung/printcenter/studierende/>
- Email: [printcenter@sbg.ac.at](mailto:printcenter@sbg.ac.at)

Information they typically need:

1. number of printed master thesis
2. type of thesis (master thesis)
3. double-sided or single-sided printing
4. cover color (blue, red, black)
5. cover type (**hardcover**)

## 3.2 Master exam

Planning your master exam can take quite a lot of time and energy, as you will mostly have to organize everything yourself. More information is available in the study completion guide:

- [https://www.oeh-salzburg.at/wp-content/uploads/ds\\_study\\_completion\\_guide.pdf](https://www.oeh-salzburg.at/wp-content/uploads/ds_study_completion_guide.pdf)

In general, you will present your thesis, and afterwards you will be examined in:

- the field of your thesis, and
- the content of another lecture that you took.

## 4 Moving

### 4.1 Accommodation ideas

General note: you will have to register your chosen accommodation with the government:

- <https://www.stadt-salzburg.at/registration-office-meldeservice-in-english/>

#### 4.1.1 Student dorms

A room/shared room/mini-apartment in a building with other students, operated by an organization.

- Next to the University: <https://www.techno-z.at>
- List of dorms throughout Salzburg: <https://studentenheim.at>
- Typical price: **400–600 EUR/month** (estimate)
- Furnished; contracts often aligned with semesters/academic year
- Apply early (housing can be scarce; waiting lists happen)

Pros/cons:

- Advantages: often everything included (furniture/amenities), cheaper overall, close to students
- Disadvantages: less individual modification; possibly shared bathrooms/kitchens; limited control over flatmates; waiting list risk

#### 4.1.2 Shared flat (WG)

Living with other people in a larger apartment: private room + shared kitchen/bathroom.

- Find options on: <https://www.willhaben.at>, <https://www.wg-gesucht.de>
- ÖH housing ads: <https://boersen.oeh-salzburg.at/boersen/wohnungsboerse/>
- Typical price: **300–400 EUR/month** (estimate; may be higher now)

Scam warning (very important for listings): meet people, get a signed contract, receive keys only in person when moving in, and do not pay before everything is signed.

### 4.1.3 Studio / single apartment

Renting your own apartment or studio (one-room apartment).

- Often found on <https://www.willhaben.at> (private landlords), also via ÖH ads, sometimes WG-Gesucht
- Agencies may exist but often charge fees
- Typical price: around **600 EUR/month** (estimate)
- May be furnished or unfurnished; utilities may be included or require separate setup (electricity/water/gas/wifi)

Contract notes:

- Possible contract types: unlimited (cancel anytime) or fixed-term (often up to 3 years; cancellation option after 1 year)
- Notice period is stated in the contract (often 3 months)
- Austrian renting protections summary: [https://www.oesterreich.gv.at/themen/bauen\\_wohnen\\_und\\_umwelt/wohnen/3/Seite.210215.html](https://www.oesterreich.gv.at/themen/bauen_wohnen_und_umwelt/wohnen/3/Seite.210215.html)
- Full Austrian tenancy law (MVG): <https://www.ris.bka.gv.at/GeltendeFassung.wxe?Abfrage=Bundesnormen&Gesetzesnummer=10002531>

## 4.2 Electric / Heating / WiFi / Water / Phone

### Utilities and Services in Austria

#### Electricity

- Usually **Salzburg AG**, the government provider, is the easiest and relatively inexpensive option.
- Other private providers also exist, some offering eco-friendly electricity or savings advantages, for example **Verbund**.
- Contracts are usually easy to set up and cancel, typically requiring one month's notice.
- **Note:** Salzburg AG charges different day and night electricity rates (night is cheaper), so you may receive two separate bills.
- Payments are typically made monthly via bank transfer or online payment.

#### Heating

- Heating services are also commonly provided by **Salzburg AG**, which is often one of the cheaper options.
- Payments are generally made monthly and can be set up via bank transfer or online.

## Water

- Water services may be provided by different providers such as **Salzburg AG** or companies like **Verbund**.
- Payment is typically made monthly.

## Wi-Fi / Internet

- Large companies offer internet services, but smaller companies found online may provide better deals.
- Major providers include **A1**, **Magenta**, and **3**. These usually charge an initial setup fee (around 50 Euros).
- Smaller providers such as **Yesss!**, **RedBull Mobile**, and **XOXO** operate in the internet market as well.
  - These providers may not charge setup fees.
  - Be cautious about long contracts (for example, some RedBull Mobile services require 2-year commitments).
- A router may sometimes need to be purchased separately, although it is often included depending on the provider.

## Phone / Mobile Services

- Phone services are similar to internet services.
- Smaller companies are often recommended because they usually avoid hidden fees (such as registration fees) and allow flexible cancellation.
- Larger companies can be advantageous for households that combine multiple services (e.g., phone + internet), which may reduce the overall cost.
- SIM cards can be ordered online or purchased in stores. Plans differ widely in terms of mobile data, call minutes, and prices.
- SIM cards are also commonly available in many supermarkets across Austria.
- Mobile data can usually be used within other EU countries at no additional cost, although only part of your data allowance may be usable while roaming.
- More information about EU roaming regulations can be found at:  
<https://europa.eu/youreurope/citizens/consumers/internet-telecoms/mobile-roaming-costs/>

## General Notes

- Utility usage is typically reviewed once per year, and payments are adjusted accordingly.
- Depending on your actual usage, you may either receive money back or need to pay additional charges.
- If your rate increases, some providers allow you to adjust your monthly payment through your online customer account and settle the difference later.

- It is recommended to choose providers that offer an online dashboard so you can monitor usage and payments easily.
- In some rental contracts, certain utilities may be handled directly by the landlord and later adjusted based on actual usage.

### 4.3 Where to get furniture / household items

#### Online Marketplace

- **Willhaben.at** – A website and mobile application used for both consumer-to-consumer and business-to-consumer sales. Similar to eBay or Craigslist, but without an auction feature. It is very useful for finding used furniture, bicycles, electronics, and other items.

#### Shopping Centers / Malls

- Europark
- Shopping Arena
- Forum 1
- Outlet Center (Designer clothes, shoes, etc.)

#### Furniture Stores

- **IKEA** – Affordable furniture; usually requires self-assembly.
- **Kika / Leiner / XXXLutz / Möbelix / Mömax** – Generally more expensive with a wide range of options; some assembly may still be required.

#### Technology / Electronics

- **Mediamarkt** – Consumer electronics retailer.

#### Home and Garden Improvement

- **Bauhaus / Obi** – Tools, machinery, and home improvement items such as bathroom, kitchen, and lighting fixtures.
- **Dehner** – Garden supplies, decoration items, pets, and pet accessories.
- **Lagerhaus** – Products for house and garden.

### 4.4 Where to get food (supermarkets and tips)

There are cheap options as well as organic products (often labeled *bio*). Special organic shops exist as well (e.g., Bioladen Naturkost Mülln and Denms Biomarkt). The easiest way is to search on Google Maps.

- Hofer and Lidl are usually cheaper; Billa and Spar more expensive.
- Quality differences are generally small; check country of origin for fruit/vegetables.
- Consider shopping across the border in Freilassing (Germany) for some items:
  - Rossmann (similar to dm, more options), Rewe grocery store, etc.

- S-Bahn goes there in about 15 minutes; about 3 EUR per way.
- **2Good2Go**: last-minute leftovers to reduce food waste (order in advance).
- Food delivery: Lieferando, foodora, FoodNinjas.

## 5 Finances in Austria

### 5.1 Payment options

- Most shops/cafes/restaurants/gas stations accept debit or credit cards.
- Cash-only places usually show a sign at the entrance.
- Some places may require a minimum amount (e.g., 10 EUR) to accept card.
- In smaller stores, credit cards can be harder to use (varies).

### 5.2 Banking options

- Many online and in-person banking options exist.
- Most banks offer student accounts (check age limits; some up to 26).
- Student accounts are usually free (checking/savings).
- Popular choices: Sparkasse, Bank Austria, Raiffeisen, Oberbank.

### 5.3 Job options

This depends on your visa/EU status.

- For the university program: in spring you can apply for student jobs for the fall (advertised).
- Limited spots; about 5–10h/week; around 500 EUR/month with insurance.
- Work may include administrative tasks (grading, paperwork) or lab/technical tasks (depends on job and language needs).
- You usually apply in general, not for a specific job.
- Other jobs may appear via official university emails or other departments.
- Small jobs (tutoring, delivery/service, etc.) can be found on ÖH-Börse or willhaben.at.

### 5.4 Scholarships / financial support

Can be difficult to obtain and depends on personal situation. Starting points:

- University of Salzburg: <https://www.plus.ac.at/studium/grants-and-scholarships/?lang=en>
- ÖH info (German): <https://www.oeh-salzburg.at/beratung/beihilfen/>
- ÖH study grant info (German): <https://www.oeh-salzburg.at/beratung/beihilfen/studienbeihilfe/>
- ÖH stipends: <https://www.oeh-salzburg.at/service/stipendium/>

- Austrian government: <https://www.stipendium.at>

## 6 Official formalities: Meldezettel, government, insurance

### 6.1 Meldezettel (residence registration)

Meldezettel = residence registration. It is required to register your residence at the latest **3 days** after you officially move in in Salzburg, but in case you couldn't sort out your accommodation within the 3 day window, applying afterwards is still possible.

It can be done online or in person:

- (English) <https://www.stadt-salzburg.at/registration-office-meldeservice-in-english/>
- (German) <https://www.stadt-salzburg.at/formulare/behoerdengaenge-nach-themen/gesellschaft-und-soziales/meldeangelegenheiten/meldezettel-anmelden-und-abmelden/>

All important government mail will come to the registered address, so remember to deregister/change it if you lived in Austria before.

### 6.2 Insurance

A low-cost option is available through the Austrian public health insurance provider (Österreichische Gesundheitskasse – ÖGK). Student self-insurance currently costs about **78.84 EUR per month (2026)**:

- <https://www.gesundheitskasse.at/cdscontent/?contentid=10007.878901&portal=oegkportal>

If you get a student job at the university (or other job), insurance is usually included.

## 7 General day-to-day life

### 7.1 Semester Ticket (Public Transport)

Students in Salzburg can purchase a semester or annual public transport ticket called the **KlimaTicket Salzburg**. It is valid for all public transport in the Salzburg region (city, state, and some cross-border lines such as to Freilassing).

- **KlimaTicket Salzburg SEMESTER:** approximately 170 EUR for 6 months (student semester ticket).
- **KlimaTicket Salzburg U26:** approximately 299 EUR for 12 months (for people under 26).
- **KlimaTicket Salzburg CLASSIC:** approximately 399 EUR for 12 months (for adults over 26).

The ticket is valid on buses, trolleybuses (Obus), S-Bahn trains, and regional rail within the Salzburg transport network.

More information:

<https://salzburg-verkehr.at/en/tickets-fares/time-cards/klimaticketsalzburg/>

## 7.1 Student recommendations on favorite spots

- Walk/run: along the Salzach river; over the Mönchsberg
- Parks: Mirabellgarten, Glanspitz-Park, Volksgarten Salzburg
- Volksgarten: ice skating; outdoor bouldering; calisthenics
- Shopping centers: Europark, Designer Outlet Salzburg, Forum1, Shopping Arena Salzburg
- Cinema: Cineplexx Airport (often has OV = original version, typically English)
- Pubs: Rudolfskai, Linzergasse, and city center
- Museums: Haus der Natur; Museum der Moderne (MdM); some offer student discounts
- Day trips / hikes: many options; ask other students or the StV for recommendations

## 7.2 Travel and discounts (optional notes)

- Buses like Flixbus; trains like ÖBB, Westbahn, DB
- Discount cards may exist (annual fee for percentage off tickets)

## 7.3 Fun and formal StV events

The StV (Studienvertretung; student representation) supports students when there are problems at the university. Please remember everyone works in their free time, so try solving issues yourself first—but do not hesitate to ask for help if you get stuck.

The StV also organizes parties (often one at the beginning of the semester, one at the end, plus special occasions like Christmas). Food and drinks are free for students and there is no admission fee.